




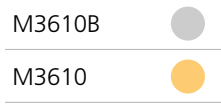

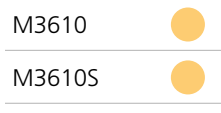


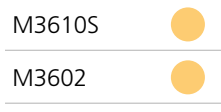

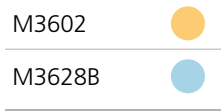

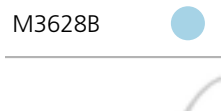












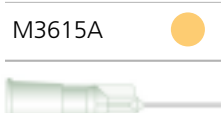






# CAPSULOTOMY







Irrigating cystotomes are designed for capsularhexis, intercapsular/endocapsular and can opener capsulotomy techniques. Formed cystotomes are shaped to conform to the crystalline lens. Short curved cystotomes are more suited to deep set eyes or small pupils. Capsularhexis cystotomes have a special tip which allows greater control of the flap when performing continuous curvilinear capsulotomies.

## Irrigating Cystotomes



Code	Gauge and size	Description	Tip
 M3610A	 25G x 5/8" 0.5 x 16mm	Cystotome (Straight)	
 M3630	 30G x 5/8" 0.3 x 16mm	Cystotome (Formed)	
 M3610B	 27G x 5/8" 0.4 x 16mm	Cystotome (Formed)	
 M3610	 25G x 5/8" 0.5 x 16mm	Cystotome (Formed)	
 M3610S	 25G x 5/8" 0.5 x 16mm	Cystotome (Formed) Short Tip	
 M3602	 25G x 5/8" 0.5 x 16mm	Side Cutting Cystotome (Formed)	
 M3628B	 23G x 5/8" 0.64 x 16mm	Cystotome (Formed)	
 M3610C	 25G x 5/8" 0.5 x 16mm	Cystotome (Formed) Tip angled 45°	
 M3627A	 27G x 5/8" 0.4 x 16mm	Cystotome (Formed) Short Curve	
 M3627	 25G x 5/8" 0.5 x 16mm	Cystotome (Formed) Short Curve	
 M3615	 27G x 7/8" 0.4 x 22mm	Cystotome (Formed)	
 M3615A	 25G x 7/8" 0.5 x 22mm	Cystotome (Formed)	
 M3612	 27G x 5/8" 0.4 x 16mm	Cystotome (Straight) (Stoke Mandeville)	





## Capsularhexis Cystotomes

Code	Gauge and size	Description	Tip
 M3000	● 27G x 5/8" 0.4 x 16mm	Cystotome (Straight)	
 M3000F	● 27G x 5/8" 0.4 x 16mm	Cystotome (Formed)	
M3000G	● 25G x 5/8" 0.5 x 16mm	Cystotome (Formed)	
 M3000E	● 27G x 5/8" 0.4 x 16mm	Cystotome (Formed) Short Curve	
M3000D	● 25G x 5/8" 0.5 x 16mm	Cystotome (Formed) Short Curve	



## Curved Cystotomes

Code	Gauge and size	Description	Tip
 M3001	● 27G x 5/8" 0.4 x 16mm	Endocapsular Cystotome (Joyce)	

## Angled Cystotomes

Code	Gauge and size	Description	Tip
 M3626	● 27G x 5/8" 0.4 x 16mm	Cystotome	
M3626A	● 25G x 5/8" 0.5 x 16mm	Cystotome	

## Reverse Formed

Code	Gauge and size	Description	Tip
 M3629	● 25G x 5/8" 0.5 x 16mm	Cystotome (Formed, Reverse Tip)	
M3629A	● 27G x 5/8" 0.4 x 16mm	Cystotome (Formed, Reverse Tip)	